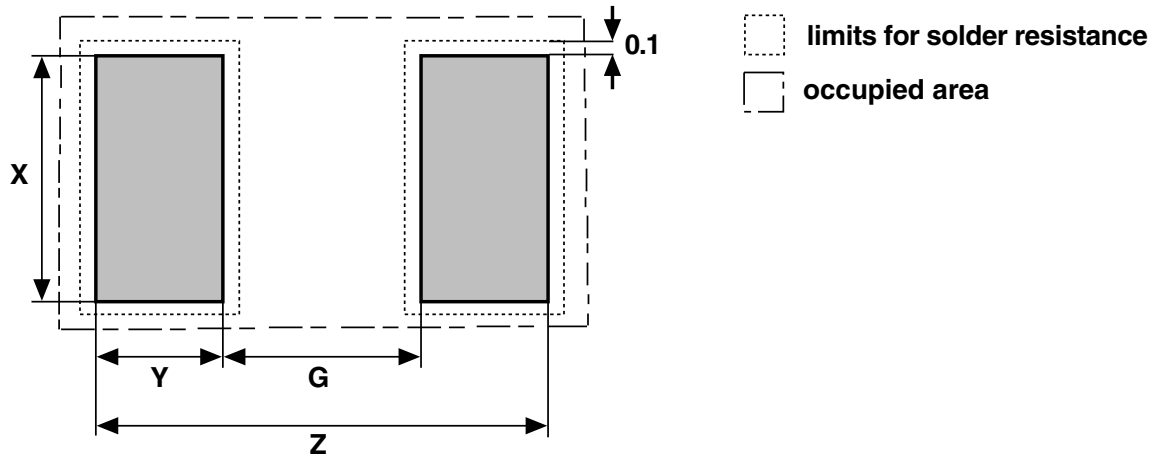




PATTERN STYLES FOR SMD RESISTORS



Dimensions in mm

RECOMMENDED SOLDER PAD DIMENSIONS FOR FIXED LINEAR SMD RESISTORS								
TYPE	WAVE SOLDERING				REFLOW SOLDERING			
	G (mm)	Y (mm)	X (mm)	Z (mm)	G (mm)	Y (mm)	X (mm)	Z (mm)
MCS 0402	-	-	-	-	0.25	0.6	0.55	1.45
MCT 0603	0.5	1.2	1.1	2.9	0.5	0.95	0.95	2.4
MCU 0805	0.65	1.4	1.5	3.45	0.65	1.1	1.4	2.85
MCA 1206	1.5	1.6	1.9	4.7	1.5	1.25	1.75	4.0
MMU 0102	0.65	1.4	1.5	3.45	0.65	1.1	1.4	2.85
MMA 0204	1.5	1.6	1.9	4.7	1.5	1.25	1.75	4.0
MMB 0207	2.8	2.3	2.5	7.4	2.8	2.2	2.2	7.2

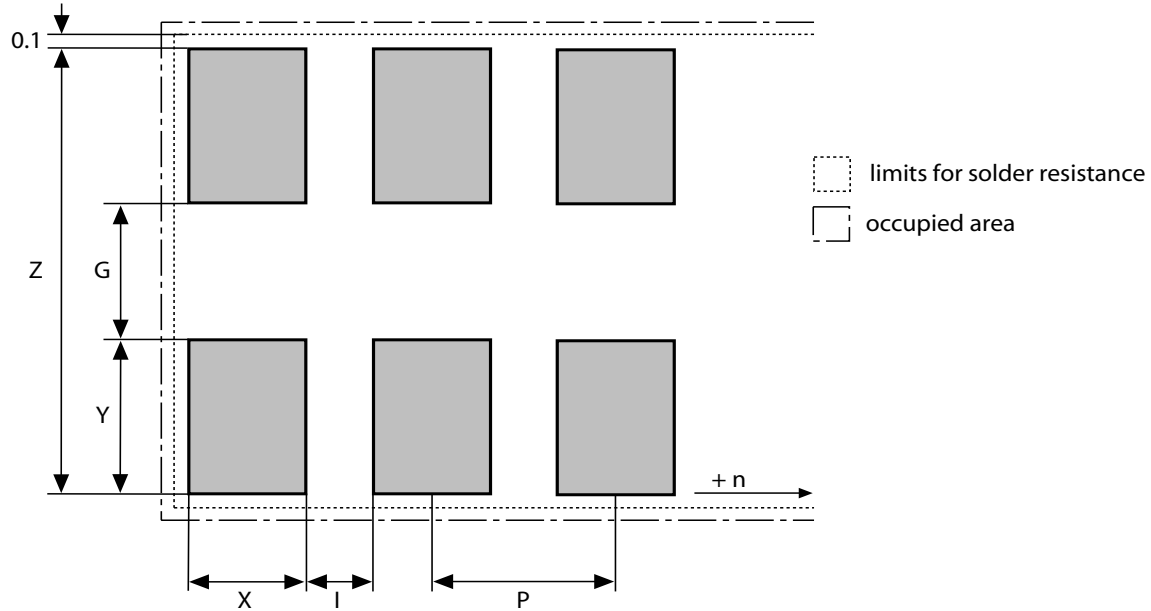
Recommended Solder Pad Dimensions

Vishay Beyschlag

Surface Mount Resistors



PATTERN STYLES FOR THIN FILM FLAT CHIP RESISTOR ARRAYS



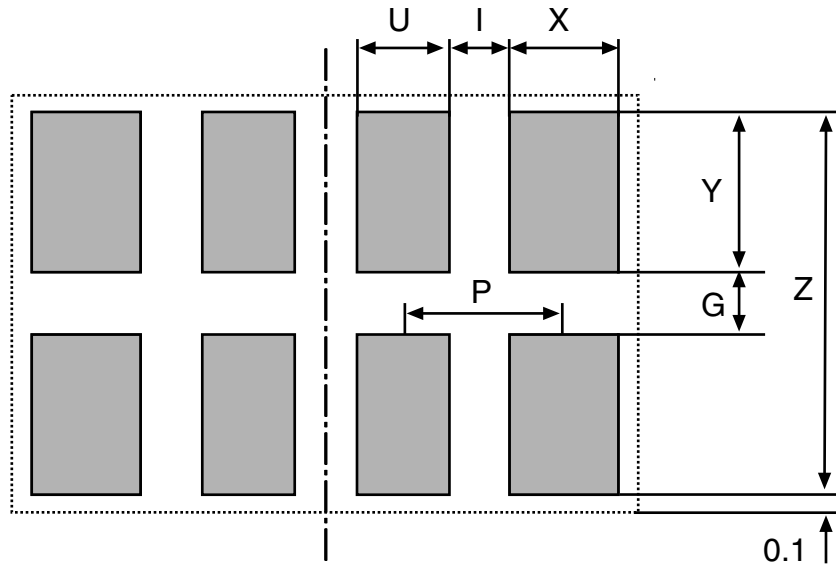
Dimensions in mm

RECOMMENDED SOLDER PAD DIMENSIONS FOR FIXED LINEAR THIN FILM FLAT CHIP RESISTOR ARRAYS (ACAC) AND APPLICATION SPECIFIC RESISTOR ARRAYS (ASRA)

TYPE	G (mm)	Y (mm)	X (mm)	Z (mm)	I (mm)	P (mm)
ACAC	0.7	0.7	0.5	2.1	0.3	0.8
ASRA	7.8	1.8	0.6	11.4	-	1.27



PATTERN STYLES FOR THIN FILM FLAT CHIP RESISTOR ARRAYS



□ limits for solder resistance

Dimensions in mm

RECOMMENDED SOLDER PAD DIMENSIONS FOR FIXED LINEAR THIN FILM FLAT CHIP RESISTOR ARRAYS (ACAS)

TYPE	G (mm)	Y (mm)	X (mm)	U (mm)	Z (mm)	I (mm)	P (mm)
ACAS	0.8	1.15	0.63	0.44	3.1	0.36	0.8